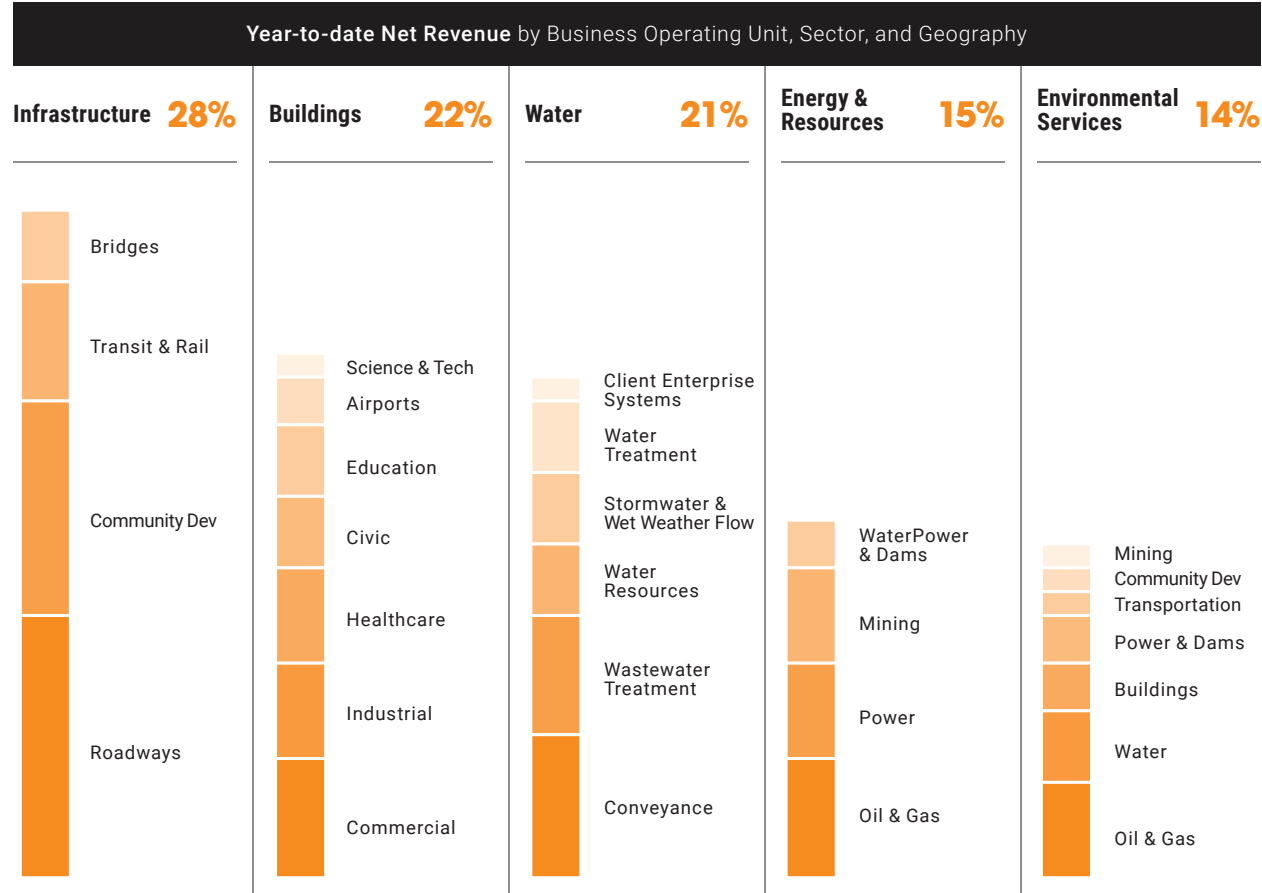
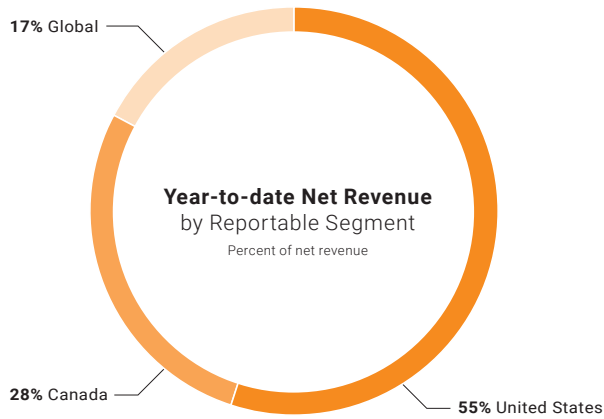



Q2 2020

Investor Fact Sheet



*As an approximate percentage of year-to-date net revenue



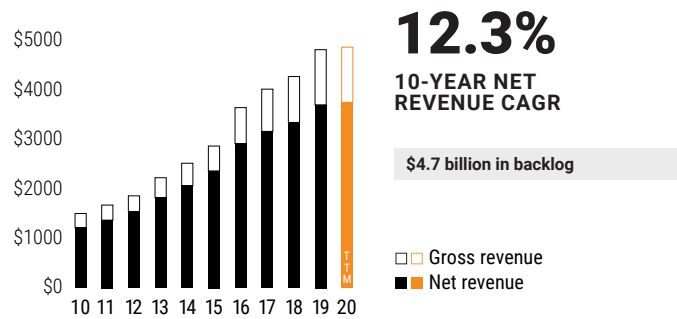
Q2 20 Organic Net Revenue Growth (Retraction) by Reportable Segment

OVERALL							
Q2 20		YTD		Q2 20		YTD	
(2.1%)		1.0%					
CANADA		UNITED STATES		GLOBAL			
Q2 20	YTD	Q2 20	YTD	Q2 20	YTD		
(6.8%)	(2.6%)	2.3%	4.0%	(7.4%)	(2.0%)		

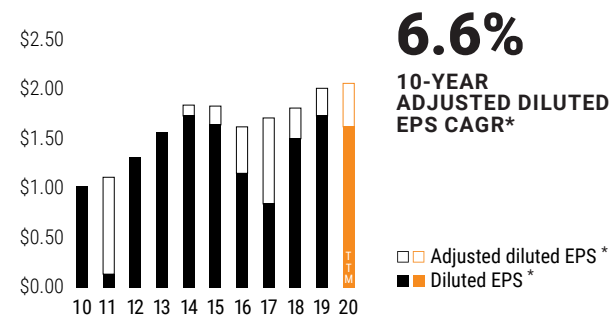
NET REVENUE ORGANIC GROWTH (RETRACTION) Q2 20				
(1.7%)	(8.7%)	3.4%	2.0%	(3.7%)
NET REVENUE ORGANIC GROWTH (RETRACTION) YTD				
(0.2%)	(4.0%)	4.5%	6.2%	1.0%

Proven Track Record

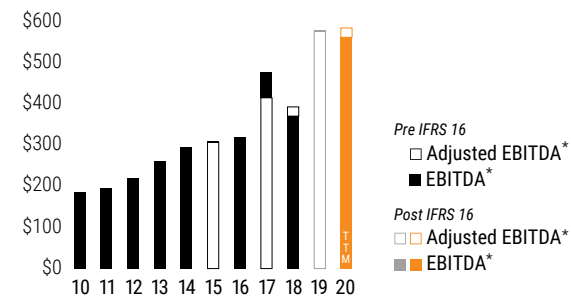
Gross Revenue and Net Revenue (millions (C\$))



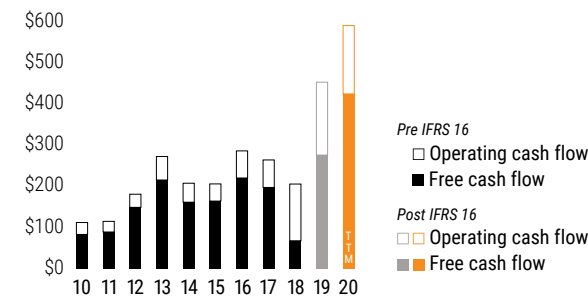
Diluted EPS (C\$)



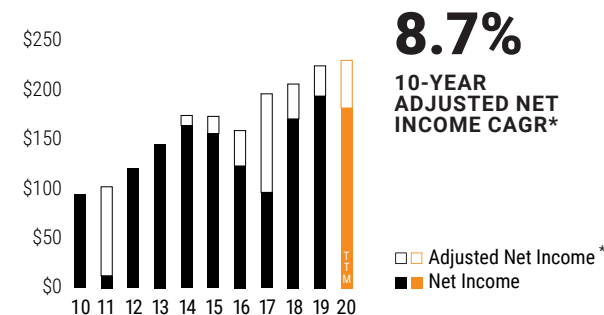
EBITDA* (millions (C\$))



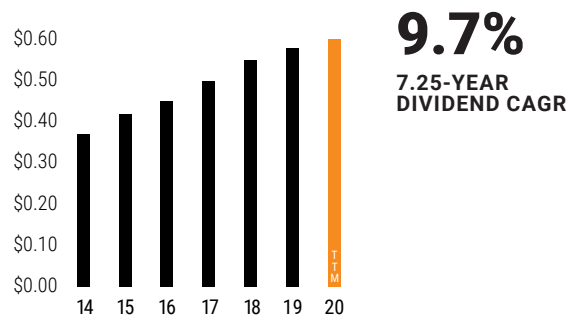
Cash Flow* (millions (C\$))



Net Income (millions (C\$))



Dividend Growth (C\$)



CAUTIONARY STATEMENTS

Our public communications contain non-IFRS measures and often include written or verbal forward-looking statements. Forward-looking statements include disclosures regarding anticipated financial performance, possible events, conditions, or results of operations that are based on assumptions about future economic conditions or courses of action and include future-oriented financial information. By their nature, forward-looking statements require us to make assumptions and are subject to inherent risks and uncertainties. For full details of risk factors, forward looking statements, and non-IFRS measures see our Q2 2020 Management's Discussion and Analysis and 2019 Annual Report.

To learn more, please visit stantec.com/investors

*Diluted EPS, adjusted diluted EPS, and dividends prior to 2014 have been restated for the 2014 stock split. 2011 diluted EPS and net income were adjusted for goodwill impairment. Adjusted diluted EPS, EBITDA, adjusted EBITDA, adjusted net income are non-IFRS measures discussed in the Definition section of the Q2 2020 Management's Discussion and Analysis. The financial results reflect the continuing operations of the company, except for cash flow which is on a consolidated basis. Free cash flow is defined as operating cash flows less capital expenditures and net payment of lease obligations

Contact Information

Tom McMillan
Investor Relations

DIRECT: 780-917-8159
Tom.McMillan@stantec.com